



**TravelCenters
of America**

1A Las Cruces #0014
202 N. Motel Blvd
Las Cruces NM 88005-4113
575-527-7400

Receipt # 41833764
Sat May 24, 2025 10:16
Clerk : Laura
Register #41
Type: SALE (ORIGINAL)

Qty Name	Price	Total
1 Scale 1000	13.64	13.64 T

Sale Total 13.64
Sales Tax Total 1.10
Total \$14.74
Subtotal 13.64
Sales Tax 1.10

RECEIVED:
DEBIT 14.74

XXXXXXXXXX

Approved

Approved

Auth. Code: 350860

Invoice NO. 61829

AID: a000000042203

APP: US Debit

Verified by PIN

TID: *****7041

MID: 1340

Card Entry Method:

Chip Insert Inside

Payment Network: 40

Authorized by Issuer

PROMPTS

EntryMethod Insert

Store Manager: 575-527-7400

Please come again!
Your feedback matters.
Tell us about your visit
at www.tafeedback.com.

THE CAT SCALE GUARANTEE

guarantees that our scales will give an accurate weight. What makes
the companies is that we back up our guarantee with cash.®

WEIGH WHAT WE SAY OR WE PAY®

From the state **AFTER** one of our CAT Scales showed a legal weight, we will
pay the cost of the overweight fine if our scale is wrong, **OR**
the CAT Scale Company will appear in court **WITH** the driver as an expert witness if we
are incorrect.

IF OVERWEIGHT FINE, YOU SHOULD DO THE FOLLOWING TO GET THE PROBLEM RESOLVED:

1. Appear at a court date.
2. Appear any direct 24 hours a day at 1-877-CAT-SCALE, ext. 7 (Toll Free) or visit www.catscaleguarantee.com

3. Bring a copy of the citation, CAT Scale Ticket, your name, company, address, and phone number to
Attention: Guarantee Department.

Shown below are separate weights. The GROSS WEIGHT is the CERTIFIED WEIGHT
shown on a full length platform scale. All weights are guaranteed by CAT Scale.

STEER AXLE	2980 lb
DRIVE AXLE	3400 lb
TRAILER AXLE	00 lb
* GROSS WEIGHT	6380 lb

This is to certify that the following described merchandise was weighed, counted, or measured by a
public or deputy weighmaster, and when properly signed and sealed shall be prima facie evidence of
the accuracy of the weight shown as prescribed by law.

FEE INCLUDES APPLICABLE SALES TAX

LIVESTOCK, PRODUCE, PROPERTY, COMMODITY, OR ARTICLES WEIGHED VAN

TRACTOR # BROWN TRAILER # 0

WEIGHMASTER OR
WEIGHER SIGNATURE

FULL WEIGH
TICKET #
(IF REWEIGH)

© CAT Scale® Reg 3187 05/24
C-1132321

THE CAT SCALE GUARANTEE

guarantees that our scales will give an accurate weight. What makes
the companies is that we back up our guarantee with cash.®

WEIGH WHAT WE SAY OR WE PAY®

From the state **AFTER** one of our CAT Scales showed a legal weight, we will
pay the cost of the overweight fine if our scale is wrong, **OR**
the CAT Scale Company will appear in court **WITH** the driver as an expert witness if we
are incorrect.

IF OVERWEIGHT FINE, YOU SHOULD DO THE FOLLOWING TO GET THE PROBLEM RESOLVED:

1. Appear at a court date.
2. Appear any direct 24 hours a day at 1-877-CAT-SCALE, ext. 7 (Toll Free) or visit www.catscaleguarantee.com

3. Bring a copy of the citation, CAT Scale Ticket, your name, company, address, and phone number to
Attention: Guarantee Department.

Shown below are separate weights. The GROSS WEIGHT is the CERTIFIED WEIGHT
shown on a full length platform scale. All weights are guaranteed by CAT Scale.

STEER AXLE	2980 lb
DRIVE AXLE	3400 lb
TRAILER AXLE	00 lb
* GROSS WEIGHT	6380 lb

This is to certify that the following described merchandise was weighed, counted, or measured by a
public or deputy weighmaster, and when properly signed and sealed shall be prima facie evidence of
the accuracy of the weight shown as prescribed by law.

FEE INCLUDES APPLICABLE SALES TAX

LIVESTOCK, PRODUCE, PROPERTY, COMMODITY, OR ARTICLES WEIGHED VAN

COMPANY PRVT TRACTOR # [REDACTED] TRAILER # 0

FEE \$14.75 WEIGHMASTER OR
WEIGHER SIGNATURE

FULL WEIGH
TICKET #
(IF REWEIGH)

© CAT Scale® Reg 3187 05/24
C-1132321

WEIGH NUMBER
4587

DRIVER NOT IN TRUCK

WEIGH
FASTER
WITH OUR APP.
FIND OUT MORE AT
WEIGHMYTRUCK.COM

WEIGH
FASTER
WITH OUR APP.
FIND OUT MORE AT
WEIGHMYTRUCK.COM

CERTIFICATE OF TITLE

MVD-10030
REV. 04/21

VEHICLE IDENTIFICATION NUMBER

TYPE OF TITLE

TITLE NUMBER

1FDEE14H6NHA36924

ORIGINAL

2308107C5432111

ENGINE OR OTHER I.D. NUMBER

PREVIOUS TITLE NUMBER AND STATE

1ST REG

DATE OF ISSUE

A001278908

AZ

03/22/2023

YEAR	MAKE	MODEL	BODY	CYLS.	DGVW	WT./WHEELS	TYPE OF FUEL	LIENS
1992	FORD	ECONOLINE	VN	8	0	4475	GASOLINE	0

1st LIENHOLDER (OR OWNER(S) IF NO LIEN)

LICENSE PLATE NUMBER(S)

BMBL02

VEHICLE CLASS

CLERK

PASSENGER VEHICLE

AM

FILE DATE

MATURITY DATE

*ODOMETER & CODE

MH SIZE

CNTY.

129898

AM

REGISTERED OWNER(S)

LOCATION OF MANUFACTURED HOME

SECOND LIENHOLDER

ODOMETER CODES: AM = ACTUAL VEHICLE MILEAGE, EL = MILEAGE IN EXCESS OF MECHANICAL LIMITS, NM = NOT ACTUAL MILEAGE; WARNING-ODOMETER DISCREPANCY OR EX = EXEMPT

NOT A TITLE NO.

25885106

FILE DATE

MATURITY DATE

DIG NOT CARRY IN VEHICLE - KEEP IN SAFE PLACE. IMPORTANT: THERE IS AN ADDITIONAL STATUTORY FEE FOR FAILURE BY PURCHASER TO APPLY FOR TRANSFER WITHIN 30 DAYS FROM DATE OF SALE.

I hereby certify, that interest in the vehicle described above on this Certificate of Title is hereby released.

RELEASE OF LIEN

Name of Lienholder:

Full Signature of Authorized Agent

Date

This Certificate of Title is evidence of legal ownership of the vehicle described above. Upon sale of this vehicle, this certificate must be properly assigned below and presented by the purchaser to the Motor Vehicle Division for transfer. The Division is not responsible for false or fraudulent statements made in connection with this Certificate of Title or held liable for recording errors.

IMPORTANT: Buyer (except for dealer) must apply to the Motor Vehicle Division within 30 days for transfer of title and registration. Federal and state law requires the seller (including dealers) to state the odometer mileage upon transfer of ownership. ANYONE CONVICTED OF A FALSE ODOMETER STATEMENT WILL BE SUBJECT TO FINES AND/OR IMPRISONMENT.

ASSIGNMENT OF TITLE FOR THE EXACT AMOUNT OF \$ _____ I (we) hereby sell, assign,

transfer and convey this _____ day of _____, YR _____ to

Buyer's Name(s): _____

Address _____

the vehicle described above on this Certificate of Title and warrant it at time of delivery to be free of any liens or encumbrances unless specified below. IF NO LIEN, WRITE WORD "NONE".

Name & Address of Lienholder _____

Lienholder No. (if any) _____

File Date _____

Maturity Date _____

ODOMETER DISCLOSURE STATEMENT: I (we) hereby certify that the ODOMETER READING of this vehicle is: _____ (NO TENTHS) miles and that stated mileage is (check one): A the actual mileage OR B Mileage in excess of mechanical limits OR C NOT the actual mileage; WARNING-ODOMETER DISCREPANCY OR D Exempt.

Signature(s)

X

Printed Name _____

of Seller(s)

X

Printed Name _____

Signature(s)

X

Printed Name _____

of Buyer(s)

X

Printed Name _____

NEW MEXICO MOTOR VEHICLE DIVISION

10783581184024

VOID IF ALTERED
HOLD TO LIGHT TO VIEW WATERMARK

NEW MEXICO

NEW MEXICO

VERIFY THAT DOCUMENT IS PROTECTED WITH A HOLOGRAM AND ANTI-COPY FOIL NUMBER
VOID IF ALTERED



Speedy Glass 4403 - Las Cruces

455 Foster Rd
Las Cruces, NM 88005-3208
Tel. 575-526-9571

SPEEDY GLASS 9654

455 FOSTER RD
LAS CRUCES, NM 88005
5755269571
WWW.SPEEDYGLASS.COM

Cashier: MONDOFI INC.

Transaction **101663**

Total \$221.31
DEBIT CARD SALE \$221.31
MASTERCARD

Retain this copy for statement validation

30-Apr-2025 12:05:09P
\$221.31 | Method: EMV
US Debit XXXXXXXXXXXX
BLAIR K BROWN
Reference ID: 512000513975
Auth ID: 983098
MID: *****7992
AID: A000000042203
AthNtwkNm: MASTERCARD
RtInd: CREDIT
SIGNATURE

Online: <https://clover.com/p/5HKZHXVDVAR46>

*** REPRINT ***

Payment 5HKZHXVDVAR46
Clover Privacy Policy
<https://clover.com/privacy>

Client invoice

i-4403-1088399-0

Print Date : 2025-04-30 9:00 AM

Document Date : 2025-04-30 - Invoiced by : Robbie A

Work Order # : W-4403-6094063

Tax ID Federal :30-0986308

Replace-In Shop

BILL TO	
[REDACTED]	
EMAIL	
FAX	
PO#	
CAR YEAR / MAKE / MODEL	LICENSE PLATE
1992 / Ford / Econoline / 3 Door Van /	WALLEE

Part Number	Description
DD09094GTYN	Green Tint Door DD09094GTYN (Front Rig
Glass Labor	Labor for DD09094GTYN
SHOPMAT	Shop Supplies
Environmental-Fee	Disposal fee

Payment Payment - 2025-04-30 Debit #1834 paid by Owner \$221
Installer # : 1913

VIN	
539	
36924	
ODOMETER	
139332	

Amount	Taxable	Total Price
94.89	✓	\$94.89
80.00	✓	\$80.00
19.95	✓	\$19.95
9.95	✓	\$9.95
		\$94.89
		\$80.00
		\$29.90
		\$204.79
		\$16.52
		\$221.31
		\$221.31
		\$221.31
		\$0.00

STATEMENT OF AUTHORIZATION AND SATISFACTION

We stand behind our products and workmanship and want you to be satisfied with them.
<http://speedyglass.com/warranty>.

I confirm I have completed a vehicle inspection with the technician BEFORE and AFTER the service has been performed and I confirm there was no damage caused to my vehicle by Speedy Glass.

I confirm the replacement work has been carried out by Speedy Glass to my satisfaction.

TERMS: Balance is due in full upon completion. The listed vehicle will not be released until the payment has been fully satisfied.

Customer's Signature: _____

CLIENT SIGNATURE

PAYMENT TO
Speedy Novus Glass LLC
PO Box 3877, Seattle WA 98124

For specific Warranty details, please visit

1992 FORD E-150 ECONOLINE
(WALLEE) VIN 1FDEE14HGNHA36924
RECORD LISTING FROM 2023 TO 2026

*WARNING RUN ONLY ON
NON-ETHANOL GASOLINE
OR AT LEAST PREMIUM
KEEP TANK FULL TO
AVOID WATER CONDENSATION
IN FUEL TANK.

9/2025 O'REILLY DRIVE PULLEY \$22.00
IDLER PULLEY \$31.00
ALTERNATOR \$160.00
MICRO-VBELT \$40.00

4/2025 SPEEDY GLASS (FRONTRIGHT) \$221.00

8/2025 ALERT MUFFLER AND
BRAKE SERVICE AC SERVICE \$275.00
EXHAUST

6/2023 NAPA PARTS EGR \$40.00 * LOSS OF POWER
ON HILLS
LACK OF FUEL
EGR POSITION

7/2023 JOE OTTAVI SOLVED INHERENT FUEL PROBLEM
FROM ARIZONA OWNER • WRECKY FUEL •
THIS AGE OF VEHICLE NEEDS TO RUN
ON NON-ETHANOL GASOLINE OR AT LEAST
PREMIUM WITH HIGH OCTANE • WATER IN
THE FUEL TANK CAUSING ALL THE PROBLEMS
UP STREAM • [ORIGINAL RUSTED GAS TANK] ①

① REPLACED ORIGINAL FUEL TANK • FUEL FILTER PLUS
NEW TAIL PIPE • [NEVER
\$2,200.00

BROAD NEW FUEL TANK INSTALLED
NO POWER PROBLEM SINCE REPLACEMENT



Bernard Automotive
 5609 Bataan Memorial West
 Las Cruces, NM 88012
 Tel: 575-382-6431
 bernardautomotive70@gmail.com

Repair Order J005587

Service Advisor: Tyler Rose
 Technician: Jon Sanchez
 Date: 04-11-2023 09:20 AM
 Estimate: Q004617

Customer



*Cell:

Vehicle

1992 Ford E-150 Econoline XL
 5.8 GAS
 1FDEE14H6NHA36924

Miles In: 129,916
 Miles Out: 129,962
 License Plate: 1CA9BOA AZ

Customer Issues and Advisories

Symptoms and Diagnostic Trouble Codes

APPT

4/14/23 - Customer states: Vehicle will not start without using starter fluid and even then it won't stay running. We replaced fuel pump previously.

Work Description

4/13/23 - Technician states: When vehicle arrived we were able to start it and let it run for extended periods multiple times that day until it was time to move it to the back lot around 6:15, then vehicle was disabled. We verified that there was no fuel pressure by pushing pintel on test port down, no pressure was released. We then used 2 different test gauges, both registered 0psi during testing. The following day, with the vehicle not acting up, we verified proper functionality of the fuel pressure regulator by allowing pump to prime and then monitoring fuel pressure for bleed-off, regulator held pressure. We then, with the engine running, removed the vacuum line from the regulator and confirmed that fuel pressure did increase. Given our findings we are recommending we replace (warranty) the fuel pump and when tank is dropped we will also go over all fuel pump related electrical connectors to verify they good. JS

4/18/23 - Technician states: Dropped tank to replace fuel pump, we opted for replacing the entire assembly, hanger, sender, pump and connector on vehicle side of harness. Test drove vehicle up mountain and back, van ran well with zero issues and solid engine power at all times. We re-opting to hold vehicle overnight for more road testing tomorrow to further confirm repairs. JS

4/19/23 - Technician states: Test drove vehicle twice today and allowed it to idle for an extended amount of time in between. Vehicle is operating great, ready for release. JS

Advisory Notes

4/19/23 - Repairs covered under warranty. -TR

Work to be Performed

Diagnostic - General

Work Description

Verify and diagnose malfunction of vehicle based on customer report and observations. Please advise on repairs to restore vehicle to designed operation.

Labor	Tech	Hrs	Price	Total
Shop Labor - Diagnose crank, no start		1.00	110.00	110.00
Diagnostic - General			SubTotal	\$110.00

Fuel Pump

Labor	Tech	Hrs	Price	Total
Replace - Fuel Pump - Electric In Tank - Single Tank		2.70	110.00	297.00

Parts	Part No	Qty	Price	Total
Fuel Pump ASSY - AZ - life	AAADFG0947	1.00	235.61	235.61
Fuel Pump			SubTotal	\$532.61

Total

Proposed Completed Date

04-19-2023 5:00 PM

Labor	407.00
Parts	235.61
Hazmat*	0.00
Supplies*	54.62
Taxes	53.42

BERNARD AUTOMOTIVE, LLC
5609 BATAAN MEMORIAL WES
LAS CRUCES, NM 88012
575-621-7430

rnard Automotive
19 Bataan Memorial West
Cruces, NM 88012
575-382-6431
nardautomotive70@gmail.com

Invoice I004667
Service Advisor: Tyler Rose
Technician: Jon Sanchez
Date: 3-21-2023
Estimate: Q004566
R/O: J005510

SALE

TID: PV081 REF#: 00000009
Device ID: 0628
Batch #. 1
Trans #. 006
03/21/23
APPR CODE: 021326
ACI Code: E
VISA
*****3441

[Redacted] *Cell: [Redacted]
[Redacted]

AMOUNT \$2,142.88

APPROVED

VISA CREDIT
AID: A000000031010
TVR 80 80 00 80 00
TSI 68 00

Thank You
Please Come Again
CUSTOMER COPY

12 Ford E-150 Econoline XL Miles In: 129,835
16:33:44 GAS Miles Out: 129,872
EE14H6NHA36924 License Plate: 1CA9BOA AZ

Symptoms and Diagnostic Trouble Codes

P1PT*
0/23 - Customer states: Vehicle struggles to accelerate. Potentially slipping transmission? Customer also requests oil change.

Work Description

3/23 - Technician states: Verified customer's complaint. Began by checking throttle position sensor & coolant temperature sensor voltage - both getting 5v and reading correctly. Transmission has fluid, fluid coloration is good. Transmission is electronic, does not utilize vacuum modulator. Tested fuel pressure, key on we're seeing 45psi, at idle 40psi, ring is 30-35psi and WOT is ~20psi. Under load the fuel pump appears unable to supply proper pressure. We're recommending we replace the fuel pump & fuel filter and reassess vehicle. Customer also requested we diagnose leak(s) for vehicle, found engine oil pan gasket to be leaking. JS
1/23 - Technician states: We began by replacing the replaced the fuel pump & fuel filter and test drove vehicle. Vehicle operated as it should, with the proper fuel pressure the vehicle no longer felt like it was struggling to accelerate. With that air confirmed we then replaced the transmission pan filter & gasket, oil pump, oil pickup tube, oil pan gasket, intake plenum gasket, EGR gasket, throttle body gasket. We performed a synthetic oil change using 5.5qts of 5w30 synthetic fluid. We filled the transmission with 5qts of Mercon V ATF fluid. Test drove vehicle after repairs were completed to verify repairs. No warning lights, leaks or abnormalities present at this time. Vehicle ready for release. JS

Work Performed

Diagnostic - Transmission

Work Description

Diagnose Transmission system malfunction based on customer report and observations. Please advise on repairs to restore vehicle to designed operation.

Labor	Tech	Hrs	Price	Total
Shop Labor - Diagnose possible transmission slippage		1.00	110.00	110.00
Diagnostic - Transmission			SubTotal	\$110.00

Oil Pan Gasket, Transmission

Labor	Tech	Hrs	Price	Total
Replace - Fluid Pan - E4OD		1.60	110.00	176.00
Parts	Part No	Qty	Price	Total
Transmission Fluid, Mercon LV, qt	AAAMLV	5.00	16.41	82.05
Transmission Filter & Gasket - AZ - 1yr	AAATF350	1.00	27.99	27.99
Oil Pan Gasket, Transmission			SubTotal	\$286.04

Oil Pan Gasket, Engine

Labor	Tech	Hrs	Price	Total
Replace - Oil Pan Gasket - Oil Pan &/or Gasket, Renew		5.20	110.00	572.00
Replace - Oil Pan Gasket - Oil Pan &/or Gasket, Renew - NOTE - With AC, Add		0.80	110.00	88.00

DISCOUNT TIRE

8/12/2022
5:47 PM

GAREN CURTIS
13545 S. BELL RD.

129,000

1992 FORD
E-150
15"OPT. ALLOY WHL.

Mileage ~~Unknown~~ Carry Out W/Vehicle
Torque Specs: 100

Reprint Inv# Invoice #
2044810 2044841
8/12/2022

Salesperson 7
ANGEL M
Estimated Completion Time 04:15 PM

Article	Qty	Description	FET	Price	Amount
42606	4	235 /75 R15 109T XL BSW		82.00	328.00
NRM		COR CORSA HIGHWAY TERRAIN PLS			
TIRE MILEAGE WARRANTY: 40000					
DLT PATTERN: 5-139.7					
INFLATION F:41 R:41					
80017	0	CERTIFICATES FOR		15.82	.00
NRM		REFUND, REPLACEMENT			
80075	4	STATE REQUIRED		1.64	6.56
NRM		TIRE FEE			
80224	4	WASTE TIRE		3.00	12.00
NRM		DISPOSAL FEE			
91121	4	INSTALLATION &		22.00	88.00
NRM		LIFE OF TIRE MAINTENANCE			
APPOINTMENT: 08-12-2022 3:30 PM					

The tire and/or wheel you have chosen is different from the original equipment provided with your vehicle and may change its handling or stability characteristics. Further information is available from your Discount Tire salesperson.

Sub Total:	434.56	
Sales Tax:	29.58	
Sales Total:	464.14	
Tendered:	500.00	(CSH)
Tendered Today:	500.00	
Tendered Total:	500.00	
Change:	35.86	

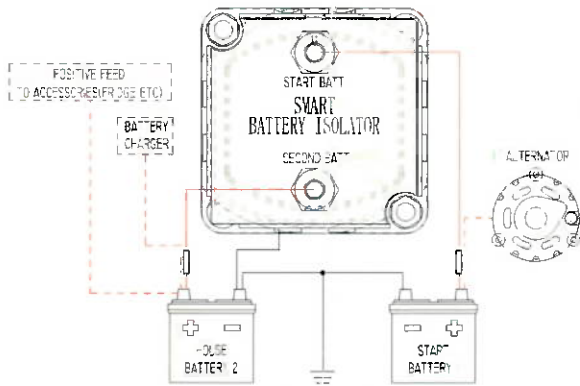
www.discounttire.com/tire-registration



PRICE: 39.71



SENSITIVE RELAY INSTRUCTIONS





96-0356T R06/21 azdot.gov

ARIZONA VEHICLE REGISTRATION

Registration Exp. Date
09/15/2023

Carry In Vehicle At All Times


Vehicle Identification Number
1FDEE14H6NHA36924

Registration Number 35233000
Registration Usage Regular
Plate Number 1CA8B0A
Plate Type Standard

Registration Fee \$8.00
AQF \$1.50
Vehicle License Tax \$10.00
Postage \$1.20

Unit Number
Year 1992
Make FORD
Weight (GVW) 000000
SAR Effect/End Date
SAR Weight

Total \$20.70



Troubleshooting

Issues	Cause/Suggestions
Refrigerator does not work	<ul style="list-style-type: none"> • Check if the switch is on. • Check if the plug and socket are connected well. • Check if the fuse has been burnt. • Check if the power supply is malfunctioned. • Switching on/off the fridge frequently may cause start delay of the compressor.
Refrigerator compartments are too warm	<ul style="list-style-type: none"> • The door is opened frequently. • A large amount of warm or hot food was stored recently. • The refrigerator has been disconnected for a long time.
Food is frozen	<ul style="list-style-type: none"> • The temperature was set too low.
There is "water flow" noise from inside the refrigerator	<ul style="list-style-type: none"> • It's a normal phenomenon, caused by the flow of refrigerant.
There are waterdrops around the refrigerator casing or door gap	<ul style="list-style-type: none"> • It's a normal phenomenon, the moisture will condense to water when it touches a cold surface of the refrigerator.
The compressor is slightly noisy when starting	<ul style="list-style-type: none"> • It's a normal phenomenon, the noise will be reduced after the compressor works stably.
Code F1 displayed	<ul style="list-style-type: none"> • Possible cause: low voltage to fridge. Adjust the battery protection from High to Medium or from Medium to Low.
Code F2 displayed	<ul style="list-style-type: none"> • Possible cause: condenser fan is overloaded. Disconnect power to fridge for 5 minutes & re-start. If the code shows again, contact manufacturer for service.
Code F3 displayed	<ul style="list-style-type: none"> • Possible cause: the compressor starts too frequently. Disconnect power to fridge for 5 minutes & re-start. If the code shows again, contact manufacturer for service.
Code F4 displayed	<ul style="list-style-type: none"> • Possible cause: compressor not kicking in. Disconnect power to fridge for 5 minutes & re-start. If the code shows again, contact manufacturer for service.
Code F5 displayed	<ul style="list-style-type: none"> • Possible cause: overheating of the compressor & electronics. Disconnect power to fridge for 5 minutes & re-start. If the code shows again, contact manufacturer for service.
Code F6 displayed	<ul style="list-style-type: none"> • Possible cause: no parameter can be detected by the controller. Disconnect power to fridge for 5 minutes & re-start. If the code shows again, contact manufacturer for service.
Code F7 or F8 displayed	<ul style="list-style-type: none"> • Possible cause: temperature sensor is faulty. Contact manufacturer for service.
<p>*For models with FSAK-002 detachable battery, if code F1 displayed, unplug or turn off the battery, or connect to DC12/24V/AC100-240V(using the adapter) power supply to power the compressor and battery in time to avoid long-term micro-current draining the battery.</p>	

Safety Instructions

⚠ WARNING!

- Do not operate the appliance if it is visibly damaged.
- Do not block the gaps of the fridge with things like pin, wire, etc.
- Do not expose the appliance to rain or soak it in water.
- Do not place the appliance near naked flames or other heat sources (heaters, direct sunlight, gas ovens etc.)
- Do not store any explosive substances like spray cans with a flammable propellant.
- Ensure the supply cord is dry and not trapped or damaged. Do not locate multiple portable socket-outlets or portable power supplies at the rear of the appliance.
- Check the voltage specification on the type plate corresponds to that of the energy supply. The appliance is only to be used with the power supply unit provided with the appliance.
- Do not use electrical appliances inside the food storage compartments of the appliance, unless they are of the type recommended by the manufacturer.
- Once unpacked and before turning on, the appliance must be placed on a level surface for more than 6 hours.
- Make sure that the appliance stays horizontally when it is running. The tilt angle must be less than 5° for long time running and be less than 45° for short time running.
- Keep the ventilation openings in the unit casing or in the built-in structure free of obstacles.
- Keep the appliance stable on the ground or in the car; Do not drain upside down.

⚠ CAUTION!

- Repairs may only be carried out by qualified personnel. Incorrect repair may cause danger. The lamp and supply cord must be replaced by the manufacturer or qualified persons.
- The installation of DC power in the boat must be handled by qualified electricians.
- The appliance can only use our dedicated rechargeable batteries, non-rechargeable batteries are prohibited, otherwise there may be a danger of fire and explosion.
- In use or during storage, battery found there has been high fever, leakage, odor, distortion and other anomalies, please stop using it immediately and stay away from the battery.
- Battery end of life should be immediately removed from the equipment, please properly handle security of spent batteries, do not put into fire or water.
- Children shall not play with the appliance. Cleaning and user maintenance shall not be made by children without supervision.
- The appliance can be used by children aged from 8 years and above and persons with reduced physical, sensory or mental capabilities or lack of experience and knowledge if they've been given supervision or instruction concerning use of the device in a safe way and understand the hazards.

ⓘ NOTICE!

- Disconnect the power supply before each cleaning and maintenance and after every use.
- Do not use sharp tools to defrost; Do not damage the refrigerant circuit.
- Risk of child entrapment. Before you throw away your old refrigerator or freezer: take off the doors: leave the shelves in place so that children may not easily climb inside.
- Check if the cooling capacity of the appliance is suitable for storing the food or medicine. Food may only be stored in its original packaging or in suitable containers.
- If the appliance is left empty for long periods, switch off, defrost, clean, dry, and leave the door open to prevent mould developing within the appliance.
- The appliance is intended to be used in household and similar applications such as:
 - Staff kitchen areas in shops, offices and other working environments;
 - Camping, Farm houses and by clients in hotels, motels and other residential environments;
 - Bed and breakfast type environments;
 - Catering and similar non-retail applications.
- Please according to local regulations regarding disposal of the appliance for its flammable refrigerant and blowing gas.

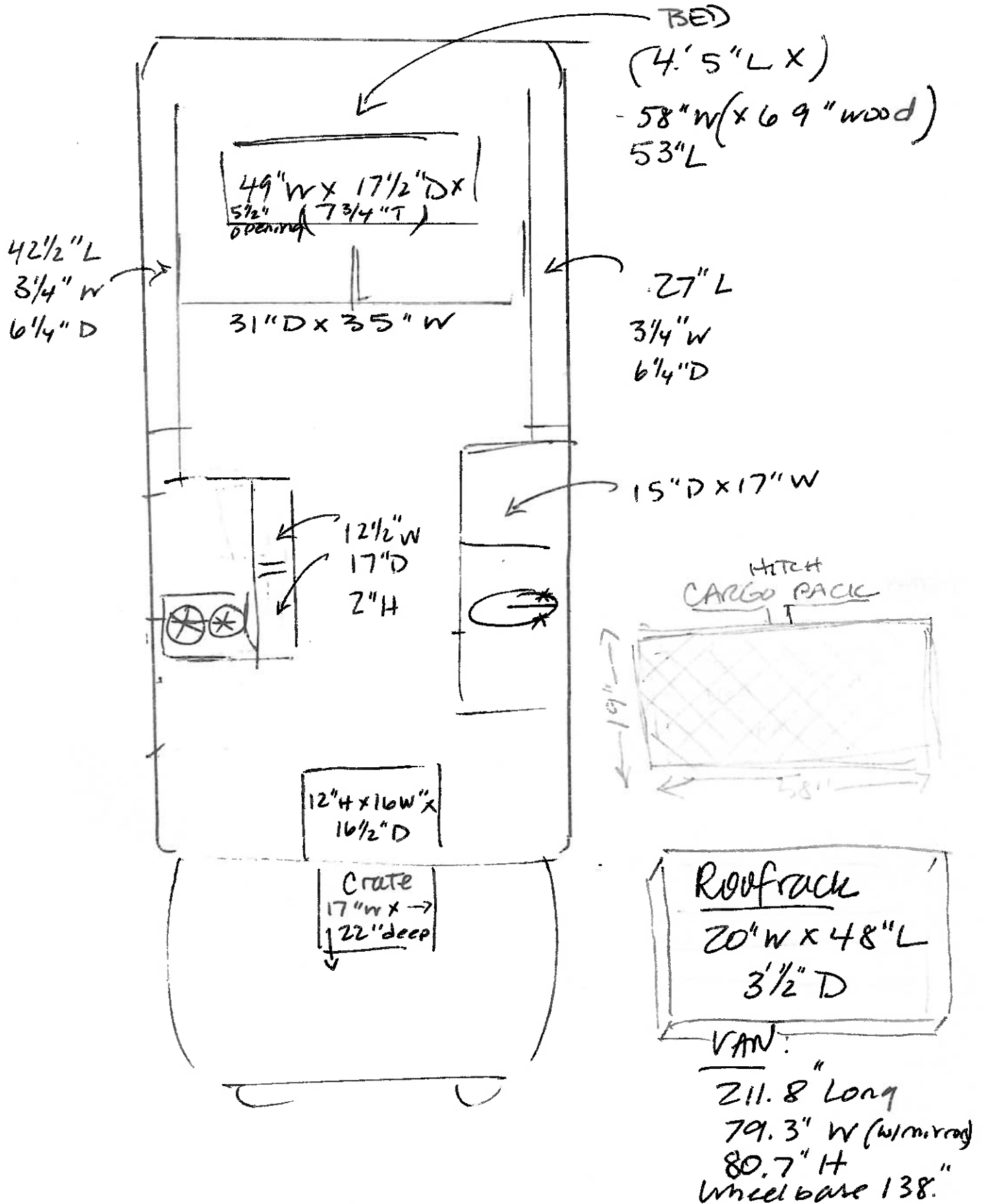
Alpicool T50 #339.99
53 QUART

User Manual

Portable Fridge Freezer

Please read this operating manual carefully before starting the device.
Keep it in a safe place for future reference.

Wau-E





Motor Vehicle Division

48-2004 R02/23 azdot.gov

BILL OF SALE

Vehicle Identification Number 1FDEE14H6NHA36924		Year 1992	Make FORD	Body Style RVVN
Sale Date 2/26/2023	Sale Payment Amount \$ 20,500.00			
Buyer Name (first, middle, last, suffix) [REDACTED]		Driver License Number [REDACTED]	Date of Birth 02/31/55	
Mailing Address [REDACTED]		City [REDACTED]	State [REDACTED]	Zip [REDACTED]

I do hereby sell and transfer ownership of the vehicle above to the Buyer in consideration of Sale Payment Amount.

Seller Name (first, middle, last, suffix) [REDACTED]		Driver License Number [REDACTED]	Date of Birth 1/31/1997	
Mailing Address [REDACTED]		City Benson	State [REDACTED]	Zip [REDACTED]
Signature [REDACTED]		Date 2-26-2023		

Ford Full-Size Vans

1992 thru 2001

E-150 thru E-350 □ All gasoline engine models

Haynes Repair Manual

Based on a complete tear down and rebuild

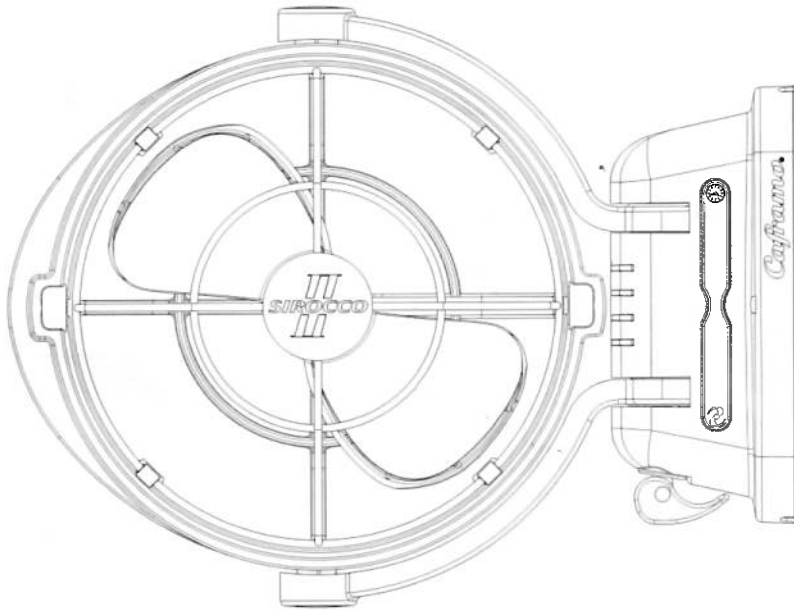
Loose Books \$13.48
19/13/22 / Trade Paperback
Haynes 36094 Technical Rep
Automotive / Truck
789912 050326



Includes essential information for today's more complex vehicles

II SIROCCO II

OPERATING INSTRUCTIONS INSTRUCTIONS DE FONCTIONNEMENT



7010CAWBX 12/24V White Fan

7010CABBX 12/24V Black Fan

Versatile: 12V or 24V

Polyvalent: pour 12 ou 24 volts

Caframo®

501273 Grey Road 1, Georgian Bluffs, Ontario N0H 2T0, Canada

Toll Free: 1-800-567-3556 | Phone: 519-534-1080 | Email: ContactUs@Caframo.com

www.caframo.com